

MK Diamond Products, Inc.  
 1315 Storm Parkway  
 Torrance, CA 90509-2803

<b>SPECIFICATION SHEET</b>		<b>Date</b> 10/15/18
MK Part Number <b>172724</b>	MK Description MTR, 10HP 3PH 400V/50HZ 1460RPM, EM3714T-58	Revision -
Manufacturer/Supplier P/N EM3714T-58	Manufacturer/Vendor Description 10HP, 1460RPM, 3PH, 50HZ, 215T, 3752M, TEFC, F1	
Manufacturer Information BALDOR	Supplier Information POWER REPS	Alternate Manufacturer OR EQUIVALENT

Specifications:

**BALDOR • RELIANCE** Product Information Packet: EM3714T-58 - 10HP,1460RPM,3PH,50HZ,215T,3752M,TEFC,F1

Nameplate NP2716L							
CAT NO	EM3714T-58						
SPEC.	37A001R070G1						
HP	10	PH	3				
VOLTS	400						
AMP	14.3						
RPM	1460						
FRAME	215T	HZ	50	I.P.	54		
SER.F.	1.15	CODE	J	DES	B	CL	F
NOM.EFF.	90.4			% (100%)			
PF	84			USABLE AT 208V			
RATING	40C AMB-CONT			CC			
DE BRG	6307	ODE	6206				
ENCL	TEFC	SN					
BLANK							
	IE3-91.6(75%)92.0(50%)						

Rev	Description	Date	Approved
-	INITIAL RELEASE, ECO# 2390	10/15/18	SSH

**BALDOR<sup>®</sup> • RELIANCE** 

**Product Information Packet**

**EM3714T-58**

**10HP, 1460RPM, 3PH, 50HZ, 215T, 3752M, TEFC, F1**

Part Detail							
Revision:	H	Status:	PRD/A	Change #:		Proprietary:	No
Type:	AC	Elec. Spec:	37WGR070	CD Diagram:	CD0382	Mfg Plant:	
Mech. Spec:	37A001	Layout:	37LYA001	Poles:	04	Created Date:	12-30-2014
Base:	RG	Eff. Date:	01-19-2017	Leads:	6#14		

Specs			
Catalog Number:	EM3714T-58	Insulation Class:	F
Enclosure:	TEFC	Inverter Code:	Inverter Ready
Frame:	215T	KVA Code:	J
Frame Material:	Steel	Lifting Lugs:	Standard Lifting Lugs
Output @ Frequency:	10.000 HP @ 50 HZ	Locked Bearing Indicator:	No Locked Bearing
Synchronous Speed @ Frequency:	1500 RPM @ 50 HZ	Motor Lead Quantity/Wire Size:	6 @ 14 AWG
Voltage @ Frequency:	400.0 V @ 50 HZ	Motor Lead Exit:	Ko Box
XP Class and Group:	None	Motor Lead Termination:	Flying Leads
XP Division:	Not Applicable	Motor Type:	3752M
Agency Approvals:	CSA EEV	Mounting Arrangement:	F1
	UR	Power Factor:	84
	WEEE	Product Family:	General Purpose
	CSA	Pulley End Bearing Type:	Ball
	CE	Pulley Face Code:	Standard
Auxillary Box:	No Auxillary Box	Pulley Shaft Indicator:	Standard
Auxillary Box Lead Termination:	None	Rodent Screen:	None
Base Indicator:	Rigid	RoHS Status:	ROHS COMPLIANT
Bearing Grease Type:	Polyrex EM (-20F +300F)	Shaft Extension Location:	Pulley End

Product Information Packet: EM3714T-58 - 10HP,1460RPM,3PH,50HZ,215T,3752M,TEFC,F1

Blower:	None	Shaft Ground Indicator:	No Shaft Grounding
Current @ Voltage:	14.300 A @ 400.0 V	Shaft Rotation:	Reversible
Design Code:	B	Shaft Slinger Indicator:	No Slinger
Drip Cover:	No Drip Cover	Speed Code:	Single Speed
Duty Rating:	CONT	Motor Standards:	NEMA
Electrically Isolated Bearing:	Not Electrically Isolated	Starting Method:	Wye Start - Delta Run
Feedback Device:	NO FEEDBACK	Thermal Device - Bearing:	NONE (OLD)
Front Face Code:	Standard	Thermal Device - Winding:	None
Front Shaft Indicator:	None	Vibration Sensor Indicator:	No Vibration Sensor
Heater Indicator:	No Heater	Winding Thermal 1:	None
		Winding Thermal 2:	None

Nameplate NP2716L	
CAT NO	EM3714T-58
SPEC.	37A001R070G1
HP	10 PH 3
VOLTS	400
AMP	14.3
RPM	1460
FRAME	215T HZ 50 I.P. 54
SER.F.	1.15 CODE J DES B CL F
NOM.EFF.	90.4 % (100%)
PF	84 USABLE AT 208V
RATING	40C AMB-CONT CC
DE BRG	6307 ODE 6206
ENCL	TEFC SN
BLANK	
	IE3-91.6(75%)92.0(50%)

Parts List		
Part Number	Description	Quantity
SA291612	SA 37A001R070G1	1.000 EA
RA277735	RA 37A001R070G1	1.000 EA
HW3200A01	3/8-16X3/4 I-BLT WELDED F/S	1.000 EA
37CB3006	37 CB CASTING W/1.38 LEAD HOLE @ 6:00	1.000 EA
37GS1000SP	GASKET, CONDUIT BOX STD., .06 THICK LEXI	1.000 EA
51XW2520A12	.25-20 X .75, TAPTITE II, HEX WSHR SLTD	2.000 EA
11XW1032G06	10-32 X .38, TAPTITE II, HEX WSHR SLTD U	1.000 EA
37EP3101A01	FR ENDPLATE, FOR ROUTING PURPOSES	1.000 EA
HW4500A01	1641B(ALEMITE)400 UNIV, GREASE FITT	1.000 EA
HW5100A06	W2420-025 WVY WSHR (WB)	1.000 EA
37PE3100A01	PUEP ASSEMBLY - ROUTING PUPROSES	1.000 EA
HW4500A01	1641B(ALEMITE)400 UNIV, GREASE FITT	1.000 EA
XY3118A12	5/16-18 HEX NUT DIRECTIONAL SERRATION	4.000 EA
51XB1214A20	12-14X1.25 HXWSSLD SERTYB	1.000 EA
07FH4007SP	PRIMED	1.000 EA
51XW1032A06	10-32 X .38, TAPTITE II, HEX WSHR SLTD S	3.000 EA
37CB4516	LIPPED LID FOR 37 FRAME NEC KOBX	1.000 EA
37GS1008	37 GS FOR CB LID - LEXIDE	1.000 EA
51XW0832A07	8-32 X .44, TAPTITE II, HEX WSHR SLTD SE	4.000 EA
HW2501F21	KEY, 5/16 SQ X 2.375	1.000 EA
HA7000A02	KEY RETAINER RING, 1 1/8 DIA, 1 3/8 DIA	1.000 EA
LB1115N	LABEL,LIFTING DEVICE (ON ROLLS)	1.000 EA
85XU0407S04	4X1/4 U DRIVE PIN STAINLESS	2.000 EA
MJ1000A02	GREASE, POLYREX EM EXXON (Use 4824-15A)	0.050 LB

Parts List (continued)		
Part Number	Description	Quantity
37FN3002A01SP	EXFN, PLASTIC, 9.00 OD, 1.155 ID	1.000 EA
MG1000Y03	MUNSELL 2.53Y 6.70/ 4.60, GLOSS 20,	0.028 GA
HA3104A25	THRUBOLT .31-18 X 14.75	4.000 EA
LB1119N	WARNING LABEL	1.000 EA
LC0382	CONNECTION LABEL	1.000 EA
NP2716L	ALUM SUPER-E NEMA IE3 UL CSA CC CE	1.000 EA
37PA1039	PALLET PACK GRP, PRINT PK1026A06	1.000 EA
MN416A01	TAG-INSTAL-MAINT no wire (1200/bx) 5/18	1.000 EA

**AC Induction Motor Performance Data**  
Record # 48454 - Typical performance - not guaranteed values

<b>Winding:</b> 37WGR070-R002	<b>Type:</b> 3752M	<b>Enclosure:</b> TEFC
-------------------------------	--------------------	------------------------

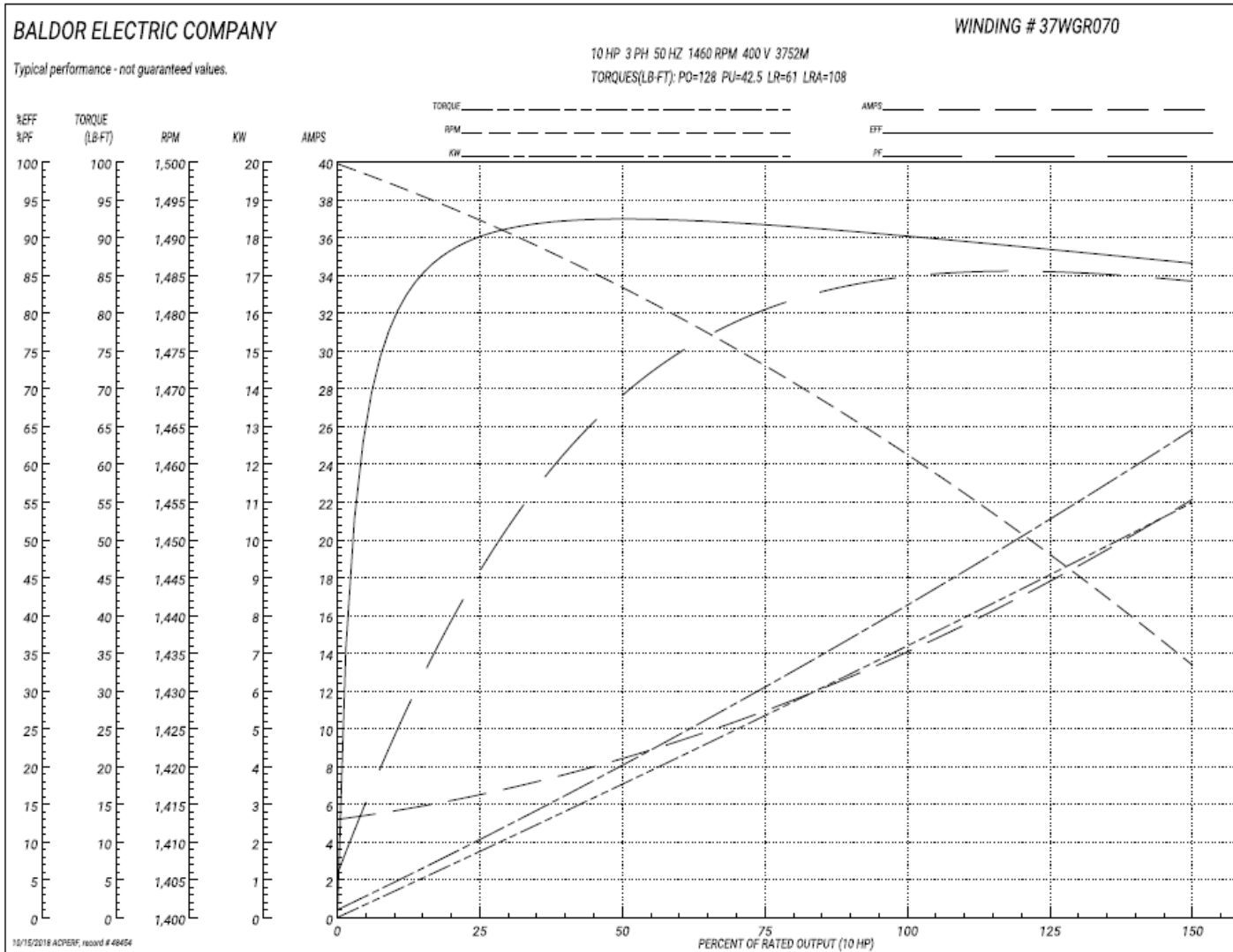
Nameplate Data				400 V, 50 Hz: Single Voltage Motor	
Rated Output (HP)	10			Full Load Torque	36.1 LB-FT
Volts	400			Start Configuration	direct on line
Full Load Amps	14.3			Breakdown Torque	128 LB-FT
R.P.M.	1460			Pull-up Torque	42.5 LB-FT
Hz	50	Phase	3	Locked-rotor Torque	61 LB-FT
NEMA Design Code	B	KVA Code	J	Starting Current	108 A
Service Factor (S.F.)	1.15			No-load Current	5.38 A
NEMA Nom. Eff.	90.4	Power Factor	84	Line-line Res. @ 25°C	1 Ω
Rating - Duty	40C AMB-CONT			Temp. Rise @ Rated Load	78°C
S.F. Amps				Temp. Rise @ S.F. Load	99°C
				Locked-rotor Power Factor	39.6
				Rotor inertia	1.28 LB-FT <sup>2</sup>

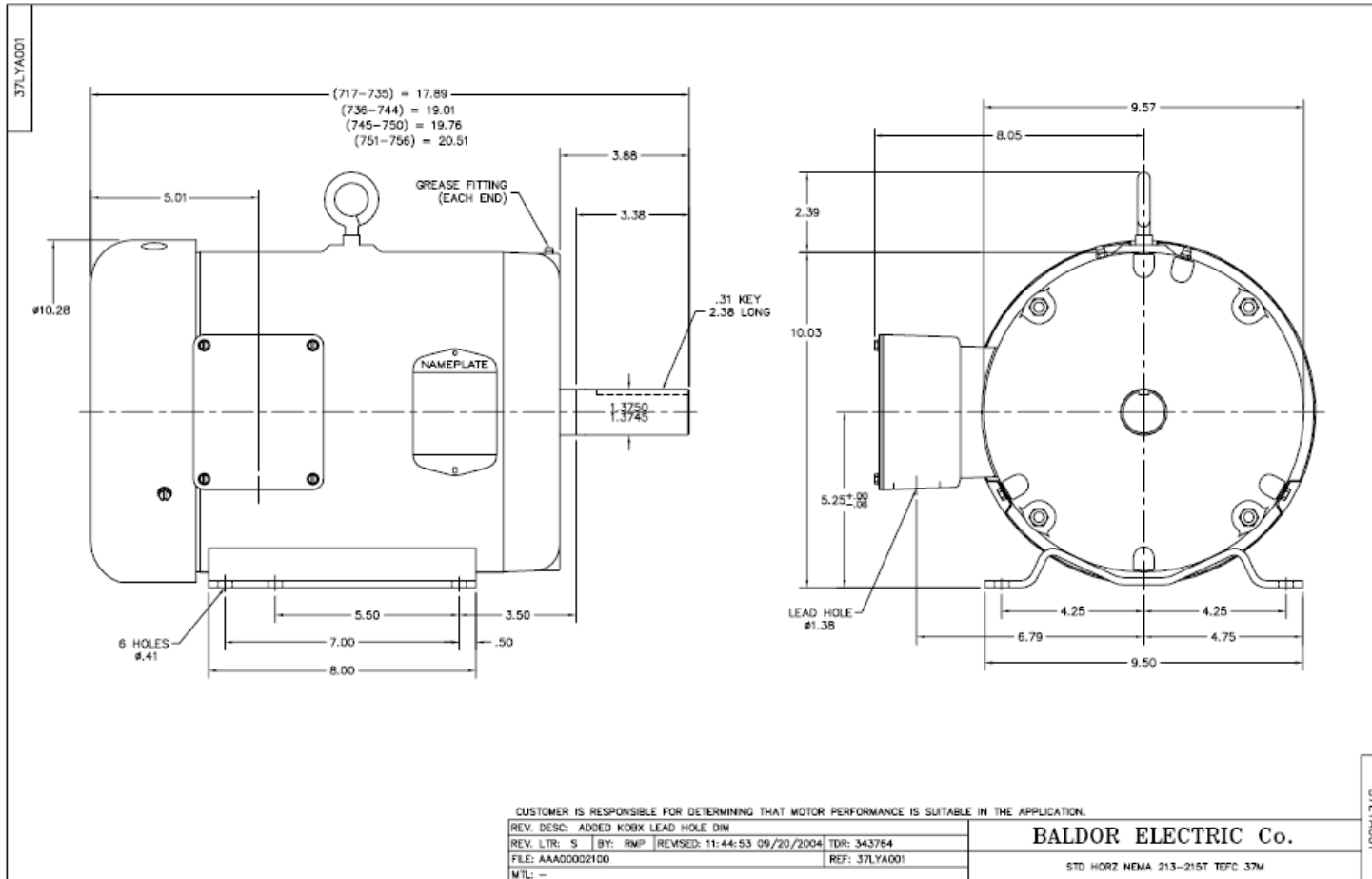
Load Characteristics 400 V, 50 Hz, 10 HP

% of Rated Load	25	50	75	100	125	150	S.F.
Power Factor	48	71	80	84	85	85	85
Efficiency	89.5	92	91.6	90.4	88.8	86.4	89.4
Speed	1492	1483	1473	1461	1449	1433	1454
Line amperes	6.3	8.33	11.1	14.3	17.7	22.1	16.3

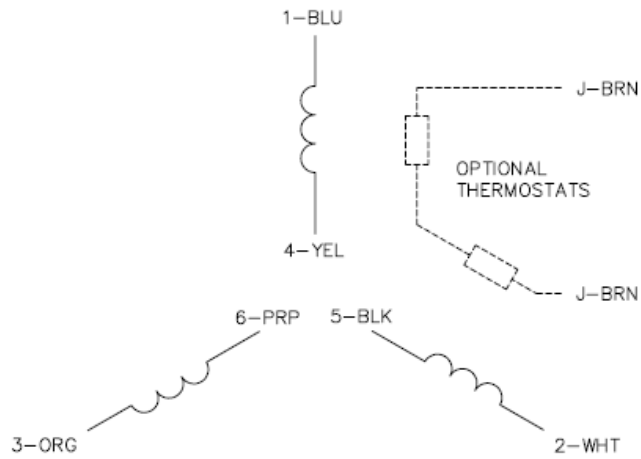


Performance Graph at 400V, 50Hz, 10.0HP Typical performance - Not guaranteed values

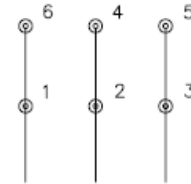




CD0382

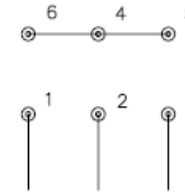


RUN CONNECTION (1D)



LINE

START CONNECTION (1Y)



LINE

NOTES:

1. INTERCHANGE ANY TWO LINE LEADS TO REVERSE ROTATION.
2. OPTIONAL THERMOSTATS ARE PROVIDED WHEN SPECIFIED.
3. ACTUAL NUMBER OF INTERNAL PARALLEL CIRCUITS MAY BE A MULTIPLE OF THOSE SHOWN ABOVE.
4. LEAD COLORS ARE OPTIONAL. LEADS MUST ALWAYS BE NUMBERED AS SHOWN.
5. FOR ACROSS-THE-LINE STARTING, USE 'RUN' CONNECTION.

REV. DESC: ADD NOTE 5 FOR DOL STARTING			
REV. LTR: E	BY: JLP	REVISED: 11/30/00 2:26	TDR: 0226155
CD0382		FILE: AAA00005243	REF: -
		MTL: -	

**BALDOR ELECTRIC Co.**

3PH, SV, 6 LEADS, Y START/D RUN

CD0382