

SPECIFICATION SHEET			Date 05/06/05
MK Part Number 160501	MK Description MTR, 5HP 230/360/480V 3PH 50HZ	Revision -	
Manufacturer P/N 36L241Y432G1	Manufacturer Description MTR, 5HP 230/360/480V 3PH 50HZ		
Manufacturer/Vendor Information Baldor Motors, Inc. Fort Smith, AR		Alternate Manufacturer	
Specifications: See specifications from following pages. Rated appropriately for 415V/50Hz per Krieg Richards by email, 1/31/11. JRJ "Baldor Spec # 36L241Y432G1 is suitable for 5HP operation @ 415V / 50HZ / 3PH The motor must be connected in the "High Voltage" configuration."			
Rev	Description	Date	Approved
-	Initial Release, ECO#0912	01/01/05	JRJ

DATA: 10:56:32

PROD SPEC # REV STAT TDR # P/R ESPEC: 36WGY432 RTNG: 004 PROP: Y

36L241Y432G1 - UNR/I 0348433 N MSPEC: 36L241 LY: 36LYL241

DESC: 34M 4P TEFC HOR 184T CREATED:

CAT #: PROD CODE: AC MOTOR PLT: FS EFF:

TYPE: 3640M ENCLOSURE: TEFC POLES: 04 CLASS CODE:

FRAME: 182T MOUNTING: F1 BASE: RG CD: CD0044 ROTATION: R

LEADS: 12#16 INSUL CLASS: F

----- NAMEPLATE: NP1309 ----- 1 OF 1

1	CAT.NO.								
2	SPEC.	36L241Y432G1							
3	HP	5							
4	VOLTS	190-220/380/440							
5	AMP	16-14.8/8.6/7.4							
6	RPM	1450							
7	FRAME	182T	HZ	50	PH	3			
8	SER.F.	1.15	CODE	J	DES	B			CLASS>
9	NEMA-NOM-EFF	84	PF	80					
10	RATING	40C AMB-1 HOUR							
11	CC		USABLE AT 208V	N/A					
12	DE	6206	ODE	6205					

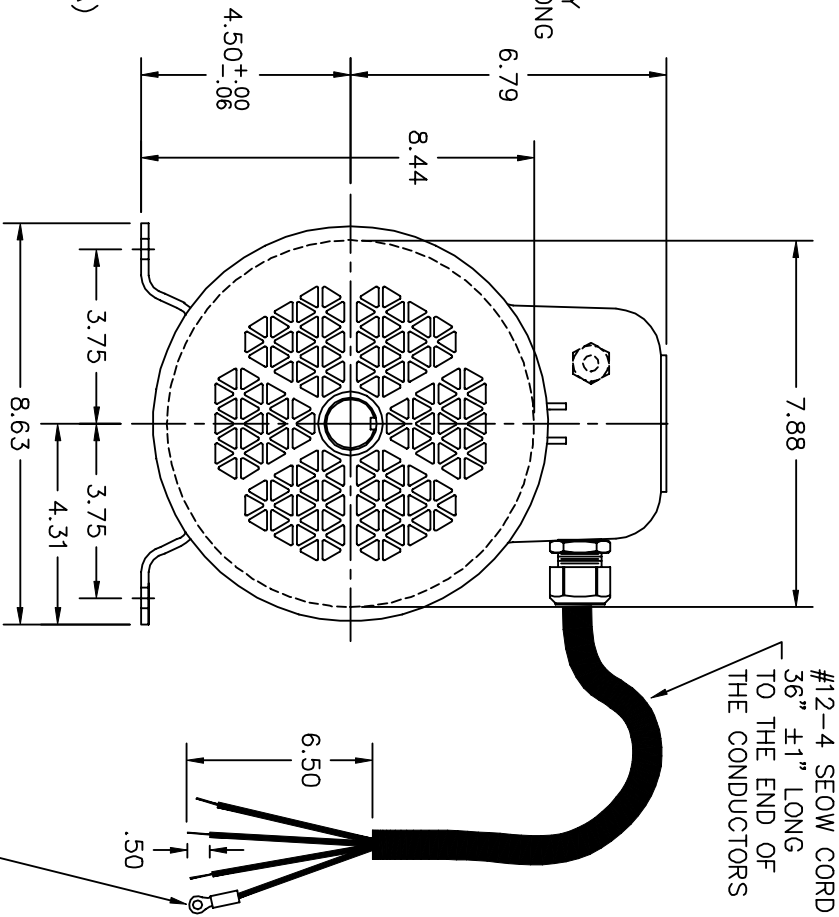
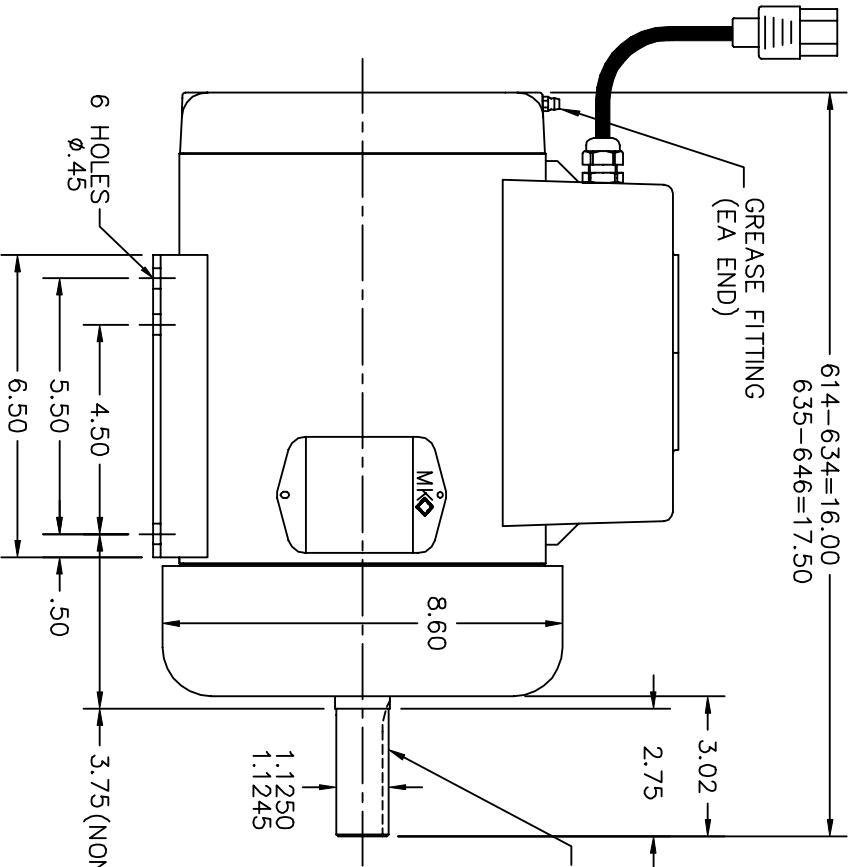
PROD SPEC # REV NOTE TYPE STAT TDR # P\R CUST CAT:
 36L241Y432G1 - %% UNR/I 0348433 N CUST PART: 160501
 CUST # NAME CUST # NAME CUST # NAME
 030002 MK DIAMOND PRODUCT

PROPRIETARY: Y CUST LAYOUT

REPL:

TYPE	SEQ #	TEXT	OPN
SI	001 010	*SPL CONN DIAG, PACK W/MTR	9510
SI	001 020		9680
SI	001 030		9720
SI	003 010	*SPECIAL PAINT(MG1025N02)	9670
SI	004 010	*PUMP CORD MOUNTED IN OPP.	9540
SI	004 020	SHAFT END OF CAPAC. BOX.	3810
SI	006 010	*CONNECT CORD FOR LOW VOLTS	7280
SI	006 020	PER SP0002A05	9620
SI	010 020		7280
SI	010 030		9550
SI	010 040		9620
SI	020 010	*OPTION G1: RATING 019	9510
SI	020 020		9620
SI	030 010	*OPTION G1: USE LB1238	9510
SI	040 010	*OPTION G1: CAP. COVER TO BE PAINTED	3810
SI	040 020	PRIOR TO ELEC. ASS'Y (MG1025N02)	1525
SI	040 030		7280
SI	050 010	*CRIMP WD1000D88 TERMINAL RING TO	7330
SI	050 020	GREEN GND WIRE OF PUMP CORD AND	9550
SI	050 030	CONNECT TO GND LOCATION ON BAND	9620
SI	060 010	*STRIP POWER LEADS OF MOTOR CORD	3600
SI	060 020	.50"	9620
SI	070 010	*CRIMP WD1000B31 TERMINAL RING TO	7330
SI	070 020	GREEN GND LEAD OF MOTOR CORD (SEE	9620
SI	070 030	LAYOUT)	
SI	080 010	*OPTION G1: CUST P/N	9510

18/3 SUT CORD/PLUG
 SET W/IEC 60320 C13 RECEPTICAL
 6" ±.50 FROM BOX



36LYL241

MK DIAMOND PRODUCTS

BALDOR ELECTRIC Co.

CUSTOMER IS RESPONSIBLE FOR DETERMINING THAT MOTOR PERFORMANCE IS SUITABLE IN THE APPLICATION.

REV. DESC: NEW LIKE 36G254 BUT SPL IEC CORD

REV. LTR: - BY: OD REVISED: 15:25:59 11/17/2004 TDR: 348433

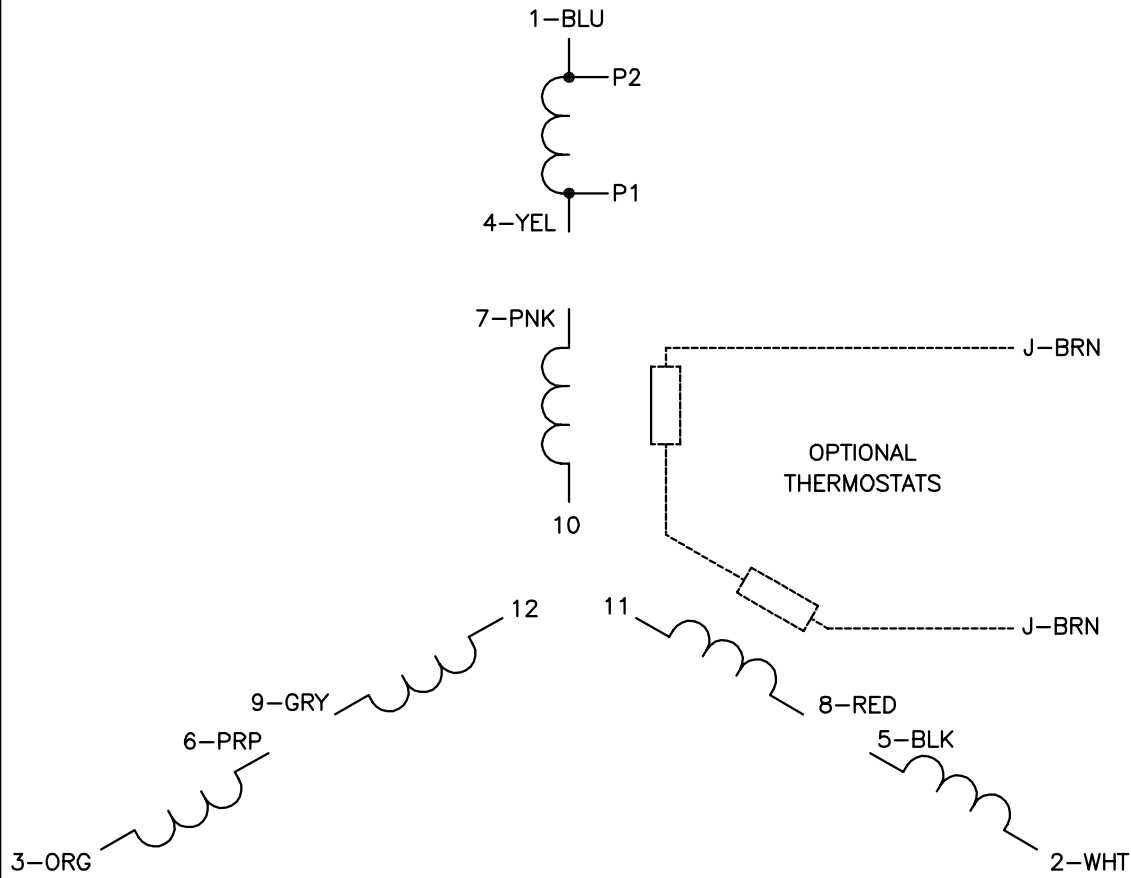
FILE: AAA00121923 REF: 36LYL241

1477A79C

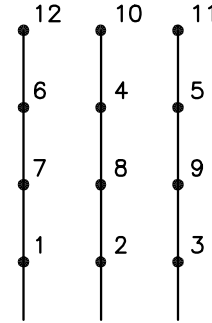
MTL: -

HOR 182-4T 36M TEFC W/EXFN @ PU.END, #12-4 CORD (MK DIAMOND)

36LYL241

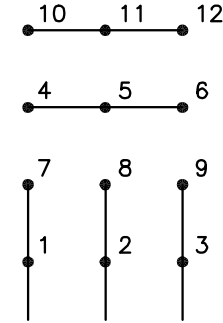


LOW VOLTAGE
(2D)



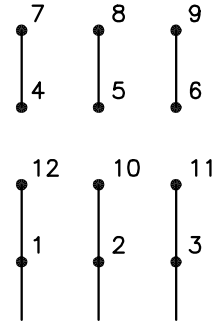
LINE

MED. VOLTAGE
(2Y)



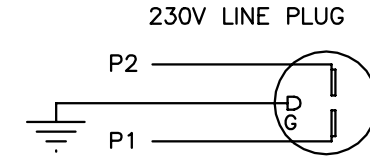
LINE

HIGH VOLTAGE
(1D)



LINE

TYPICAL RECEPTACLE CONNECTIONS



NOTES:

1. INTERCHANGE ANY TWO LINE LEADS TO REVERSE ROTATION.
2. OPTIONAL THERMOSTATS ARE PROVIDED WHEN SPECIFIED.
3. ACTUAL NUMBER OF INTERNAL PARALLEL CIRCUITS MAY BE A MULTIPLE OF THOSE SHOWN ABOVE.
4. LEAD COLORS ARE OPTIONAL. LEADS MUST ALWAYS BE NUMBERED AS SHOWN.

REV. DESC: NEW			
REV. LTR: -	VERSION: 00	TDR: 000000353597	
	FILE: \AAA\00130\106	REVISED: 11:09:56 09/23/2005	
10A74000C	MTL: -	BY: ENJOEPO	

BALDOR ELECTRIC Co.

3PH, TV, 12 LEADS, 2D/2Y/1D, ACCESS TAP