




LAPIDARY CATALOG

1315 Storm Parkway, Torrance, CA 90501 • Phone: 310-523-5867 800-630-7682 Fax: 310-257-3063 • www.barrancadiamond.com





MK-301 Gemking Lapidary Blades

For hard materials such as agate, petrified wood or jade.

Diameter	Width	Arbor	Part #
5" (127mm)	.030	5/8"	171249
6" (152 mm)	.040	5/8"	166066
8" (203 mm)	.040	5/8"	166067
10" (254 mm)	.040	5/8"	166068
12" (305 mm)	.065	1"	166069
14" (356 mm)	.065	1"	166070
14" (356 mm)	.080	1"	168536
16" (406 mm)	.085	1"	166071
18" (457 mm)	.085	1"	166072
20" (508 mm)	.085	1"	166073



BD-303P Pro Continuous Rim Blades

For cutting lapidary materials such as jasper, agate and geodes. High-grade diamond crystal matrix sintered to high-carbon steel cores.

Diameter	Width	Arbor	Part #
7" (178mm)	.067"	5/8"	330007
8" (203mm)	.067"	5/8"	330008
10" (254mm)	.067"	5/8"	330010
10" (254mm)	.067"	1"	330011
12" (305mm)	.095"	1"	330012
14" (356mm)	.095"	1"	330014



BD-305 Agate Cutter Premium Thin-Rim Blades

For cutting various lapidary materials like quartz, agate, geodes, petrified wood, jasper and jade.

Diameter	Width	Arbor	Part #
5" (127mm)	.050"	5/8"	305050
6" (152mm)	.050"	5/8"	305060
7" (178mm)	.050"	5/8"	305070
8" (203mm)	.050"	5/8"	305080
10" (254mm)	.050"	5/8"	305100
12" (305mm)	.080"	1"	305120
14" (356mm)	.080"	1"	305140



MK-303 Professional Lapidary Blades

For cutting rare and valuable materials like agate, quartz, petrified wood, jasper and jade.

Diameter	Width	Arbor	Part #
4" (102mm)	.014"	1/2"	153742
4" (102mm)	.014"	5/8"	153743
4" (102mm)	.020"	1/2"	153629
4" (102mm)	.020"	5/8"	153689
5" (127mm)	.020"	1/2"	153739
5" (127mm)	.020"	5/8"	153740
6" (152mm)	.014"	1/2"	153744
6" (152mm)	.014"	5/8"	153745
6" (152mm)	.020"	1/2"	153691
6" (152mm)	.020"	5/8"	153692
6" (152mm)	.032"	1/2"	153630
6" (152mm)	.032"	5/8"	153690
6" (152mm)	.040"	5/8"	156659
6" (152mm)	.060"	5/8"	157179
7" (178mm)	.030"	1"	169744
7" (178mm)	.050"	5/8"	156722
8" (203mm)	.025"	5/8"	153693
8" (203mm)	.025"	1"	153741
8" (203mm)	.032"	5/8"	153694
8" (203mm)	.060"	5/8"	156723
9" (229mm)	.060"	5/8"	156724
10" (254mm)	.032"	5/8"	153695
10" (254mm)	.040"	5/8"	153696
10" (254mm)	.050"	5/8"	156725
10" (254mm)	.060"	5/8"	157180
12" (305mm)	.065"	1"	156726
14" (356mm)	.070"	1"	156727
16" (406mm)	.085"	1"	156728*
18" (457mm)	.085"	1"	156729*
20" (508mm)	.100"	1"	156730*
24" (610mm)	.100"	1"	156731*
30" (762mm)	.125"	1"	156732*
36" (914mm)	.200"	1"	157046*

* Segmented Rim

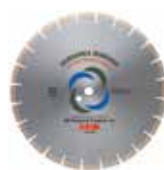
Note: 5/8" arbors can be bushed to 1/2", 1" arbors can be bushed to 3/4" or 5/8". Please request at time of order.



MK-215GL Premium Continuous Rim Blades

Metal bond blades for cutting glass.

<i>Diameter</i>	<i>Width</i>	<i>Arbor</i>	<i>Part #</i>
7" (178mm)	.050"	5/8"	156651
8" (203mm)	.050"	5/8"	155949
10" (254mm)	.050"	5/8"	155950
12" (305mm)	.080"	1"	155971
14" (356mm)	.080"	1"	160035



BD-62P Segmented Rim Blades

For cutting porphyry granite.

<i>Diameter</i>	<i>Width</i>	<i>Arbor</i>	<i>Part #</i>
14" (356mm)	.095"	1"	167322



MK-215GL-XL Supreme Metal Bond Blades

For cutting glass where chipping is not acceptable.

<i>Diameter</i>	<i>Width</i>	<i>Arbor</i>	<i>Part #</i>
7" (178mm)	.060"	5/8"	168437
8" (203mm)	.060"	5/8"	168438
10" (254mm)	.060"	5/8"	168439
14" (356mm)	.090"	1"	170604



Segmented Diamond Drag Saw Blades

Segmented diamond blades made of 10" high x .125" thick 4130 tool steel. Bond is for cutting agate, petrified wood, jasper, quartz and jade.

<i>Length</i>	<i>Shipping Weight</i>	<i>Part #</i>
48"	120 lbs.	470048
60"	150 lbs.	470060
72"	190 lbs.	470072

Lead time from date of order till delivery: 30 - 60 days.



MK-62Q Segmented Rim Blades

For cutting quartz, marble, volcanic rock and other hard materials.

<i>Diameter</i>	<i>Width</i>	<i>Arbor</i>	<i>Part #</i>
10" (356mm)	.095"	1"	170764
12" (305mm)	.110"	1"	168557
14" (356mm)	.095"	1"	166293
16" (406mm)	.125"	1"	168599
20" (508mm)	.135"	1"	166325

Note: 5/8" arbors can be bushed to 1/2", 1" arbors can be bushed to 3/4" or 5/8". Please request at time of order.



BD Drop Saw

- 1/2 HP continuous duty commercial grade motor with thermal overload protection and manual reset
- Cut specimens up to 4" in height
- 17-1/4" x 15-3/4" tabletop
- Powder coated frame, reservoir and guards
- Includes a 12" x .050" BD-305 diamond blade, water pump and rock vise

Motor	Electric 1/2 HP
Voltage	115V/60Hz
Blade Capacity	10"
Depth of Cut	3-1/2"
Max. Vise Opening	5"
L x W x H	21" x 17-1/2" x 19"
Weight:	71 lbs
Part #	172668



HP14 Slab Saw

- 1/2 HP continuous duty motor with thermal overload protection and manual reset
- Serviceable internal base mount bearing/arbor assembly
- Powder coated heavy duty cast iron carriage and rock vise
- Screw drive vise carriage with automatic shutoff
- Silicon bronze clutch block carriage feed engagement system
- Hard chrome plated carriage rails for smooth operation and extended life
- Feed rate 3/16" per minute
- Powder coated reservoir and hood
- Includes a 14" x .065" 301 supreme diamond blade

Motor	Electric 1/2 HP
Voltage	110V / 60 Hz
Blade Capacity	14"
Max. Depth of Cut	4-5/8"
Oil Capacity	2-1/5 gallons
Max. Vise Opening	5-3/4"
L x W x H	41" x 27" x 19"
Weight:	170 lbs.
Part #	8302014

220 volt 50 Hz export motor available.

Optional HP14 Saw Stand Part # 166153





HP18-24



HP30



HP Slab Saws

- 1-1/2 hp continuous duty commercial grade motor with thermal overload protection and manual reset
- Fully sealed drive shaft bearing housing
- Rolling element liner bearings in carriage for ease of movement over main guide rails
- Powder coated heavy duty cast iron carriage and rock vise
- Screw drive vise carriage with automatic shutoff
- Silicon bronze clutch block carriage feed engagement system
- Hard chrome plated carriage rails for smooth operation and extended life
- Variable feed rate (3 settings-pulley adjustable)
- Powder coated reservoir and hood
- Hood supported by two gas shocks
- Inclined reservoir bottom for ease of sludge removal
- Large capacity oil/sludge reservoir
- Splash-style lubrication, flushing and cooling system

HP18-24

Motor	Electric 1-1/2 HP		
Voltage	120V / 60 Hz		
Blade Capacity	18"	20"	24"
Depth of Cut	6-1/2"	7-1/2"	9-1/2"
Oil Capacity	23 gallons*		15 gallons**
Vise Opening	18"		
L x W x H	65" x 37" x 48"		
Weight	720 lbs.		
Part #	8302024		

Please specify blade model at time of order.
220 volt 50 or 60 Hz motors available as special order.

* With pump

** With Splash Style

HP30

Motor	Electric 2 HP
Voltage	220V / 60 Hz
Blade Capacity	30"
Depth of Cut	12" (w/30" blade)
Oil Capacity	25 gallons with pump
Vise Opening	18"
L x W x H	67" x 37" x 49"
Weight	875 lbs.
Part #	168084

220 volt 50 or 60 Hz motors available as special order.



BD10 Power Feed Trim Saw

- Ideal for cutting facet material, opals and rock slabs of all types
- 15-3/8" x 19-1/2" work surface
- All cast aluminum tank, table, rock vise, blade guard, and power feed box
- Table tilts up and out of the way for blade changes, adding fluid, or cleaning
- Easy to clean tank with fluid drain hose and sludge removal plug
- Vertical rock vise clamping system
- Vise rotates out of the way for manual trim saw use
- Sealed blade arbor-bearing assembly
- PETG high-impact, copolymer hood
- Brass clutch plate engagement system
- Single speed (3/16" per minute) power feed system
- Mounted on a 1/2" polypropylene base
- Includes a 10" 303C or 301 Supreme Pro lapidary diamond blade (customer's choice)

Motor	Electric 1/3 HP
Voltage	110V 60Hz
Motor RPM	1,725
Blade Shaft	5/8"
Blade Capacity	8"-10"
Depth Of Cut (manual)	3"
Depth Of Cut (power feed)	2-5/8"
Oil Capacity	8" blade: 2/3 gallons 10" blade: 1/3 gallons
Max. Vise Opening	3-1/4"
L x W x H	27" x 17" x 19"
Weight	73 lbs.
Part #	168787

BD10 with 220V/50 Hz motor available by special order. Part # 169201



BD7 Trim Saw

- 14" x 14" cutting surface
- Direct drive motor
- All cast aluminum tank, table and blade guard
- Table tilts up and out of the way for blade changes, adding fluid, or cleaning
- Easy to clean tank with fluid drain hose and sludge removal plug
- Mounted on a 1/2" polypropylene base
- Includes a 7" 303C Pro lapidary diamond blade

Motor	1/3 HP Soga
Voltage	115V 60Hz
Motor RPM	3,300
Blade Arbor	5/8"
Blade Capacity	7"
Depth Of Cut	1-3/16"
Oil Capacity	1/3 gallons
Max. Vise Opening	2-3/4"
L x W x H	17" x 18" x 12"
Weight	28 lbs.
Part # 110V Saw Only	170789
Part # 110V Saw with Vise & Hood	168765
Part # 220V Saw Only	170789-220
Part # 220V Saw with Vise & Hood	169780

BD7 Rock Vise

Rock vise with cross feed adjustment. Maximum material size: 2-1/2" wide x 2-3/4" high. Cross feed travel: 2-1/2". Can be completely removed from saw table in seconds.

Part # 169400

BD7 Splash Hood

PETG high-impact, copolymer hood.

Part # 169730





MK-101 Wet Cutting Trim Saw

- Commercial grade, fully enclosed, high torque, fan-cooled motor
- Permanently lubricated, dual-sealed, heavy-duty blade shaft bearings
- Micro V-belt drive for maximum horsepower transfer from motor to blade
- Blade shaft lock for easy blade removal
- Includes rock vise and BD-305 diamond blade
- One-year limited warranty

Motor	1-1/2 HP
Voltage	120V
Blade RPM	3,450
Blade Capacity	10"
Blade Shaft	5/8"
Depth Of Cut	3"
Length Of Cut	20"
Weight	92 lbs.
Size L x W x H	36" x 22" x 23"
Part #	164564



Optional MK-101 Folding Saw Stand Part # 168244



Optional MK-101 Folding Saw Stand with Casters Part # 169243



Optional MK-101 Rock Vise Part # 162523



BX-4 Core Saw

- Portable and lightweight
- Easy to grip handle with lockable trigger switch
- Replaceable dust filter
- Spring-loaded, adjustable height cutting head
- Heavy-duty cast aluminum rolling conveyor cart
- One-year warranty

Motor	1-3/4 HP
Voltage	120V
Amps	15
Blade RPM	3,500
Blade Shaft	1"
Blade Capacity	14"
Depth Of Cut	5"
L x W x H	35" x 24" x 21"
Weight	70 lbs.
Part #	169756

Accessories Included with BX-4 Saws

- Core sample holder
- 14" BD-301 wet cutting diamond blade
- Water pump



Optional BX-4 Folding Stand with Casters
Part # 162771



MK-2002-16 Wet/Dry Cutting Core Saw

- Cast-aluminum structural components & jig welded steel frame assembly
- Stay-level blade guard provides maximum depth of cut at any head height
- Open-back design allows for material up to 16" long to be cut
- Adjustable core clamp opening allows for secure placement

Motor	Electric
Voltage	230V
Blade RPM	2,800
Blade Capacity	16"
Depth Of Cut	6"
Length Of Cut	16"
Weight	180 lbs
Size L x W x H	35" x 23" x 32"
Part #	150598-16-CC

Accessories Included with MK-2002-16

- 16" Wet/Dry Diamond Blade
- Core Clamp
- Water Pump



Optional MK-2000 Series Folding Saw Stand
Part # 153331





MK-2002E



MK-5005S



MK-2000 Series Wet Cutting Core Saws

These precision built saws are designed for rapid and accurate sawing of exploratory core specimens. The integral core holder provides for rapid and safe cutting of cylindrical core samples. Adjustable height cutting head accommodates specimen sizes between 1" and 5" in diameter.

	<i>MK-2002E</i>	<i>MK-2005G</i>
Motor/Engine	Electric 3HP	Honda
Power	230V	GX160
Motor RPM	3,450	3,600
Blade RPM	3,100	2,550
Blade Capacity	14"	14"
Blade Shaft	1"	1"
Table Travel	29"	29"
Max. Core Length	12"	12"
Max. Core Dia.	5"	5"
Min. Core Dia.	1"	1"
Weight	172 lbs.	191 lbs.
L x W x H	34" x 25" x 32"	41" x 25" x 42"
Part #	158751	166423

Accessories Included with MK-2000 Saws

- Core sample holder
- 14" wet cutting diamond blade
- Centrifugal water pump on gas saws, 120 volt water pump on electric saws

Optional MK-2000 Series Folding Saw Stand Part # 153331



MK-5000 Wet Cutting Core Saws

Heavy duty 14" core cutting saw with a 5 HP, electric motor or a 9 HP Honda engine. Foot pedal for hands-free cutting, open back saw frame with large conveyor cart for cutting longer cores and heavy duty blade shaft bearings.

	<i>MK-5005S</i>	<i>MK-5009G</i>
Motor/Engine	Electric 5HP	Honda GX390
Voltage	208/230V	
Motor RPM	1,725	3,600
Blade RPM	2,700	2,700
Blade Capacity	14"	14"
Depth of Cut	5"	5"
Blade Shaft	1"	1"
Length of Cut	20"	20"
Weight	445 lbs.	498 lbs.
L x W x H	53" x 26" x 63"	57" x 26" x 72"
Part #	169751	169757

50 Hz and 3-Phase motors are available by special order.

Accessories Included with MK-5000 Saws

- Core sample holder
- 14" wet cutting diamond blade
- Rip guide
- Water pump



GP8 Super Cab Maker Flat Polishing System

- 1/2 HP thermal protected 1,725 RPM motor
- 80 & 180 grit 8" x 1-1/2" brazed metal-bond diamond wheels
- 400, 600, 1,200 & 3,000 grit 8" x 3" mesh resin-bond diamond belts
- 8,000, 14,000 & 50,000 grit diamond paste (individual 5 gram syringes)
- 8" x 3" rubber expandable drum
- Three Polytex polishing pads
- 8" convex foam rubber lined aluminum polishing hub
- 8" flat hook & loop sanding and polishing hub
- Six 7" resin polishing discs (220, 400, 800, 1800, 3,500 & 8,500 grit)
- Two 7" electroplated sanding discs (70 & 120 grit)
- 8" leather polishing disc
- Carbide dressing stone
- 3M™ feathering disc adhesive
- Submersible water pump & GFCI
- Loc-Line magnetic manifold and flex nozzle
- Weight: 125 lbs.

Part # 168077-FPS

GP8 with Basic Accessories Package

- 1/2 HP thermal protected 1,725 RPM motor
- 80 & 180 grit 8" x 1-1/2" brazed metal-bond diamond wheels
- 400, 600, 1,200 & 3,000 grit 8" x 3" mesh resin-bond diamond belts
- 8,000, 14,000 & 50,000 grit diamond paste (individual 5 gram syringes)
- 8" x 3" rubber expandable drum
- Three Polytex polishing pads
- 8" convex foam rubber lined polishing hub
- 8" leather polishing disc
- 3M™ feathering disc adhesive
- Submersible water pump & GFCI
- Weight: 115 lbs.

Part # 168077



GP6 Diamond Wheel Cab Maker - Pads

- 1/3 HP thermal protected 1,725 RPM motor
- 80 & 180 grit 6" x 1-1/2" brazed metal-bond diamond wheels
- Nine 5" resin diamond pads (50, 120, 220, 400, 800, 1,800, 3,500, 8,500 and 13,000 mesh)
- 14,000 & 50,000 grit diamond paste syringes
- 6" x 1-1/2" rubber expandable drum
- 400, 600, 1,200 & 3,000 mesh resin-bond diamond belts
- Magnetic mount Loc-Line flexible nozzle
- 5" rubber backer pad
- 5" rigid backer pad
- 6" convex polishing hub
- Two Polytex polishing pads
- 5" felt buff pad
- 6" leather polishing disc
- 3M™ feathering disc adhesive
- Submersible water pump & hose
- Three stainless steel water control valves
- GFCI & power switch
- Baseboard & adjustable steel motor mount
- Shipping weight: 105 lbs.

Part # 8300052



GP6 Diamond Wheel Cab Maker - Belts

- 1/3 HP thermal protected 1,725 RPM motor
 - 80 & 180 grit 6" x 1-1/2" brazed metal-bond diamond wheels
 - 400, 600, 1,200 & 3,000 mesh resin-bond diamond belts
 - 8,000, 14,000 & 50,000 grit diamond paste syringes
 - 6" x 1-1/2" rubber expandable drum
 - Three Polytex polishing pads
 - 6" convex polishing hub
 - 6" leather polishing disc
 - 3M™ feathering disc adhesive
 - Submersible water pump & hose
 - Three stainless steel water control valves
 - GFCI & power switch
 - Baseboard & adjustable steel motor mount
- Shipping weight: 105 lbs.

Part # 8300048



GP6 Carbide Wheel Cab Maker

- 1/3 HP thermal protected 1,725 RPM motor
 - 100 & 200 grit 6" x 1" green silicon carbide wheels
 - 400, 600, 1,200 & 3,000 mesh resin-bond diamond belts
 - 8,000, 14,000 & 50,000 grit diamond paste syringes
 - 6" x 1-1/2" rubber expandable drum
 - Three Polytex polishing pads
 - 6" convex polishing hub
 - 6" leather polishing disc
 - 3M™ feathering disc adhesive
 - 8 oz. bottle of Tool-Cool
 - Submersible water pump & hose
 - Three stainless steel water control valves
 - Dressing T-bar
 - GFCI & power switch
 - Baseboard & adjustable steel motor mount
- Shipping weight: 105 lbs.

Part # 8300046



Power Pack

1/3 HP 1,725 RPM motor, motor mount, pulley, belt guard, GFCI and power switch. Fits GP6 and Cab Combo Workshop.

Part # 8300288



6" Diamond Cab Combo Workshop

This 6" combination polisher/trim saw/grinder has three stainless steel valves that provide independent water flow to both grinding wheels and the expandable drum. A submersible water pump provides cooling water recirculation. The one-piece cast aluminum tank and base has sealed bearings mounted to a 5/8" stainless steel shaft. The end-polishing disc is ideal for final polish and buff. Trim saw has a removable table top and tank drain plug for ease of oil/sludge removal.

- 1/3 HP thermal protected 1,725 RPM motor
 - 80 & 180 grit 6" x 1-1/2" brazed metal-bond diamond wheels
 - 400, 600, 1,200 & 3,000 mesh resin-bond diamond belts
 - 6" x 1-1/2" rubber expandable drum
 - Three Polytex polishing pads
 - 6" convex polishing hub
 - 6" leather polishing disc
 - 3M™ feathering disc adhesive
 - 8 oz. bottle of Tool-Cool
 - 8,000, 14,000 & 50,000 grit diamond paste syringes
 - Submersible electric water pump & water hose
 - Three stainless steel water control valves
 - 6" x .020" x 5/8" 303C diamond blade
 - GFCI & power switch
 - Baseboard & adjustable motor mount
- Shipping weight: 112 lbs.

Part # 8300012



6" Carbide Cab Combo Workshop

- 1/3 HP thermal protected 1,725 RPM motor
 - 100 & 200 grit 6" x 1" carbide wheels
 - 400, 600, 1,200 & 3,000 mesh resin-bond diamond belts
 - 6" x 1-1/2" rubber expandable drum
 - Three Polytex polishing pads
 - 6" convex polishing hub
 - 6" leather polishing disc
 - 3M™ feathering disc adhesive
 - 8 oz. bottle of Tool-Cool
 - 8,000, 14,000 & 50,000 grit diamond paste syringes
 - Submersible electric water pump
 - Three stainless steel water control valves
 - Dressing T-bar
 - 6" x .020" x 5/8" 303C diamond blade
 - GFCI & power switch
 - Baseboard & adjustable motor mount
- Shipping weight: 100 lbs.

Part # 8300011



Cab Combo Rock Vise

Part # 8300015



GP6-6 Diamond Wheel Cab Maker

- 1/3 HP 1,825 RPM motor
- Powder coated aluminum reservoirs
- 80 & 180 grit 6" x 1-1/2" brazed metal-bond diamond wheels
- 280, 600, 1,200 & 3,000 grit 6" x 1-1/2" Nova resin-bond diamond wheels
- 14,000 grit 5-1/2" Nova disc
- 8,000, 14,000 & 50,000 grit diamond paste syringes
- Three Polytex polishing pads
- 6" convex polishing hub
- 6" leather polishing disc
- Submersible water pump & GFCI
- Six stainless steel water control valves

Motor	1/3 HP Electric
RPM	1,800
L x W x H	35-1/2" x 12-1/2" x 13-1/4"
Weight	81 lbs.
Part #	170553



5" Resin Diamond Polishing Pad Kit for GP6

- Nine 5" diamond resin pads (50 to 13,000 grit)
- 5" rubber backer pad (5/8"-11 thread adapter)
- 5" rigid backer pad (5/8"-11 thread)
- 14,000 & 50,000 grit diamond paste syringes
- Two Polytex polishing pads
- 5" felt buff pad
- Magnetic mount Line-Loc flexible nozzle
- Submersible electric water pump and hose
- 1/4"-20 male to 5/8"-11 female adapter (fits the Diamond Pacific Genie polisher)

Part # 830051



7" Flat Polishing Kit for GP8

- 7" rubber backer pad
- Two 7" diamond sanding discs (70 and 120 grit)
- Arbor adapter
- Magnetic mount Loc-Line flexible nozzle
- Submersible electric water pump and hose

GP8 / Covington 8" Kit

Part # 167769

Diamond Pacific Titan 8" Kit

Part # 167908



Premium Resin Bond Diamond Belts

Premium grade resin bond diamond belts.
For wet use only.

<i>Dia.</i>	<i>Mesh</i>	<i>Width</i>	<i>Part #</i>
6"	600	1-1/2"	163982
6"	1200	1-1/2"	163983
6"	3000	1-1/2"	163984



Standard Grade Resin Bond Diamond Belts

Standard grade resin bond diamond belts.
For wet use only.

<i>Dia.</i>	<i>Grit</i>	<i>Width</i>	<i>Part #</i>
6"	120	1-1/2"	390121
6"	220	1-1/2"	390221
6"	325	1-1/2"	390325
6"	400	1-1/2"	390401
6"	600	1-1/2"	390601
6"	1,200	1-1/2"	391200
6"	3,000	1-1/2"	393000
8"	400	3"	398400
8"	600	3"	398600
8"	1,200	3"	398121
8"	3,000	3"	398300
8"	8,000	3"	166428
8"	14,000	3"	166429



Nova Wet Diamond Wheels

<i>Dia.</i>	<i>Grit</i>	<i>Width</i>	<i>Arbor</i>	<i>Part #</i>
6"	280	1-1/2"	1" - 5/8"	170489
6"	600	1-1/2"	1" - 5/8"	170490
6"	1,200	1-1/2"	1" - 5/8"	170491
6"	3,000	1-1/2"	1" - 5/8"	170492



Nova Wet Diamond Disc

<i>Dia.</i>	<i>Grit</i>	<i>Thread</i>	<i>Part #</i>
5-1/2"	14,000	1/4"-20	169606





Brazen Metal Bond Wet Diamond Wheels

<i>Dia.</i>	<i>Grit</i>	<i>Width</i>	<i>Arbor</i>	<i>Part #</i>
6"	80	1-1/2"	1" - 5/8"	496080
6"	180	1-1/2"	1" - 5/8"	496200
8"	80	1-1/2"	1"	498080
8"	180	1-1/2"	1"	498200



Expandable Rubber Drums

<i>Dia.</i>	<i>Width</i>	<i>Arbor</i>	<i>Part #</i>
6"	1-1/2"	1" - 5/8"	390006
8"	3"	1" - 5/8"	390008



Green Silicon Carbide Wheels

<i>Dia.</i>	<i>Grit</i>	<i>Width</i>	<i>Arbor</i>	<i>Part #</i>
6"	100	1"	1" - 5/8"	8300000
6"	220	1"	1" - 5/8"	8300001



MK Lapidary Wet Core Bits

Premium grade bits for stone and lapidary materials.

<i>Diameter</i>	<i>Nut</i>	<i>Part #</i>
3/16"	(5mm)	3/4"-16 156507
1/4"	(6mm)	3/4"-16 156508
5/16"	(8mm)	3/4"-16 156509
3/8"	(10mm)	3/4"-16 156510
7/16"	(11mm)	3/4"-16 156511
1/2"	(13mm)	3/4"-16 156512
5/8"	(16mm)	3/4"-16 156513
3/4"	(19mm)	3/4"-16 156514



BD-450DCB Brazen Wet Core Bits

<i>Diameter</i>	<i>Nut</i>	<i>Part #</i>
1/4" (6mm)	5/8"-11	450000
3/8" (10mm)	5/8"-11	450025
1/2" (13mm)	5/8"-11	450050
5/8" (16mm)	5/8"-11	450075
3/4" (19mm)	5/8"-11	451000
1" (25mm)	5/8"-11	451001
1-1/4" (32mm)	5/8"-11	451250
1-3/8" (35mm)	5/8"-11	451375
1-1/2" (38mm)	5/8"-11	451500
1-3/4" (44mm)	5/8"-11	451750
2" (51mm)	5/8"-11	452000



BD-260 Crown Core Bits

Thin wall design for faster drilling. Wet use only.

<i>Diameter</i>	<i>Nut</i>	<i>Part #</i>
3/8" (10mm)	5/8"-11	260375
1/2" (13mm)	5/8"-11	260500
5/8" (16mm)	5/8"-11	260625
3/4" (19mm)	5/8"-11	260750
1-1/8" (29mm)	5/8"-11	261125
1-1/4" (32mm)	5/8"-11	261250
1-3/8" (35mm)	5/8"-11	261375
1-1/2" (38mm)	5/8"-11	261500
1-5/8" (41mm)	5/8"-11	261625
1-3/4" (44mm)	5/8"-11	261750
1-7/8" (48mm)	5/8"-11	261875
2" (51mm)	5/8"-11	262000



MK-1503 Lapidary Polishing Kit

- MK-1503 electric polisher with inline GFCI
- 4" diamond resin disc set (grit sizes: 30, 50, 120, 220, 400, 800, 1,800, 3,500, 8,500, 13,000)
- 4" rubber backer pad
- BD-850 4-1/2" coarse (30/40 grit) vacuum brazed convex wheel
- 4" felt buffing disc
- Wrenches, D-handle, side handle & nylon carrying bag
- 90 day limited warranty

Part # 172057-MKL

Polisher Only

Part # 172057



BD-360T Dry Grinding Turbo Wheels

<i>Dia.</i>	<i>Grit</i>	<i>Arbor</i>	<i>Part #</i>
4"	Coarse	7/8"-5/8"	364015
4"	Medium	7/8"-5/8"	364010
4"	Fine	7/8"-5/8"	364008
7"	Coarse	7/8"-5/8"	367015
7"	Medium	7/8"-5/8"	367010
<i>Size</i>	<i>Grit</i>	<i>Nut</i>	<i>Part #</i>
4"	Coarse	5/8"-11	364016
4"	Medium	5/8"-11	364011
4"	Fine	5/8"-11	364009
7"	Coarse	5/8"-11	367016
7"	Medium	5/8"-11	367011




BD-850 Vacuum Brazed Convex Wheel

<i>Dia.</i>	<i>Grit</i>	<i>Nut</i>	<i>Part #</i>
4-1/2"	30/40	5/8"-11	940049



BD-890 Brazed Diamond Wet Grinding Wheel

<i>Dia.</i>	<i>Grade</i>	<i>Grit</i>	<i>Nut</i>	<i>Part #</i>
4"	Coarse	30/40	5/8" - 11	890400



Vitrified Grinding Discs

Flexible, 4" diameter Hook & Loop backed discs for light shaping, smoothing, and initial polishing of granite or marble. Max 3,700 RPM.

<i>Grit.</i>	<i>Color</i>	<i>Part #</i>
60	Blue	158898
150	Yellow	158899
300	Orange	158900





BD-940C Copper Bond Wet Grinding Disc

For deep scratch/groove removal in agate, jasper and quartz. Flexible copper bond disc. Hook & loop backed.

Grit	4" Discs	5" Discs
30	173167	173173
50	173168	173174
100	173169	173175
200	173170	173176
400	173171	173177
Set	173172	173178



BD Resin Diamond Discs

For wet polishing only. Hook & Loop backed.

Grit	3" Discs	4" Discs	5" Discs
30	373030	374030	375030
50	373050	374050	375050
120	373120	374120	375120
220	373220	374220	375220
400	373400	374400	375400
800	373800	374800	375800
1,800	373180	374180	375180
3,500	373350	374350	375350
8,500	373850	374850	375850
10,000	•	374101	•
13,000	•	374130	375130
Kit*	373009	374009	375009

3" and 5" kits include one pad of each grit. 4" kit includes one pad of each grit (except 10,000 pad) and one 4" felt buffing pad.



BD-370FP Felt Buffing Pad

Dia.	Part #
4"	377004



MK-400E Economy Resin Diamond Discs

For wet polishing only. Hook & Loop backed.

Grit	4" Discs
50	166841
100	166842
200	166843
400	166844
800	166845
1,500	166846
3,000	166847
Buff Black	166848
Buff White	166849



MK-400P Professional Resin Diamond Discs

For wet polishing only. Hook & Loop backed.


Grit	7" Discs
30	165252
50	165253
100	165254
220	165255
400	165256
800	165257
1,800	165258
3,500	165259
8,500	165260



BD-750 Hook & Loop Backed Electroplated Sanding Discs

For wet polishing only. Hook & Loop backed.

<i>Dia.</i>	<i>Grit</i>	<i>Part #</i>
7"	70	158545
7"	120	158546



BD-290HDP Foam Polishing Pads

Diamond hand polishing pads for removing sharp edges, finishing cutouts and edge touch up.

<i>Grit</i>	<i>Size</i>	<i>Part #</i>
60	4" x 2-1/4" x 7/8"	159050
120	4" x 2-1/4" x 7/8"	159051
200	4" x 2-1/4" x 7/8"	159052
400	4" x 2-1/4" x 7/8"	159053
800	4" x 2-1/4" x 7/8"	159055
1,800	4" x 2-1/4" x 7/8"	159056
3,500	4" x 2-1/4" x 7/8"	159057



BD-110 White Cotton Buffing Wheel

<i>Dia.</i>	<i>Part #</i>
6"	110006
8"	110008



Backer Plates

Hook & Loop backer pads for use with diamond discs, sandpaper discs, and felt wheels. Rubber pads are used for contoured surfaces. Rigid pads for straight edges and flat surfaces. Aluminium pads reduce distortion on straight edges. 4,000 RPM maximum speed.

<i>Dia.</i>	<i>Nut</i>	<i>Rubber</i>	<i>Rigid</i>	<i>Aluminium</i>
3"	5/8"-11	157107	158771	158773
4"	5/8"-11	155795	157603	158774
5"	5/8"-11	155878	157603	158775
7"	5/8"-11	155968	•	•



Dressing Stone

Dressing stones are used to expose new cutting surfaces or reopen glazed diamond blades and grinding wheels.

<i>Size</i>	<i>Grit</i>	<i>Material</i>	<i>Part #</i>
8" x 2" x 1"	60	Aluminum Oxide	152792
8" x 3" x 2"	60	Aluminum Oxide	165241



Linear Guide Bar Lubricant

Use lubricant on the saw slide bar daily to ensure long and trouble free life.

Part # 172051

**BD Machine Oil**

Machine oil for air polishers.

Part # 150459

**Water Swivel Kit**

Includes submersible water pump and 3/8" hose.

Shank	Thread	Part #
1/2"	5/8"-11	172003

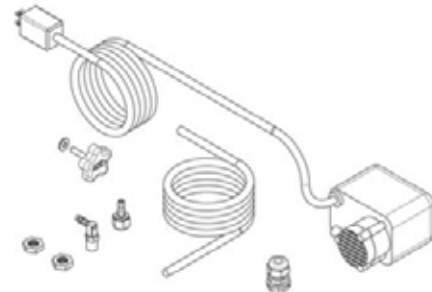
**BD-260ADP Shank Adapter**

Shank	Shaft	Part #
1/2" Triangle	5/8"-11	260000T

**Ground Fault Circuit Interrupter (GFCI)**

A ground fault circuit interrupter provides protection from electrical hazards created by a fault in the proper grounding of equipment or electrical supply. 120V/60Hz/15 amps.

Part # 152610

**HP18-24 Pump Kit**

Submersible pump kit for use with HP18-24. Pump requires 24 gallons of coolant.

Part # 172897

**Electric Water Pump for Tile & Brick Saws - 115V/60HZ**

115 volt submersible water pump for MK-101, 1080 and 2000 series saws.

Part # 151271-MK

**Electric Water Pump - 120V/60HZ**

115 volt submersible pump. Fits MK-170, 370, 377EXP, 370EXP & 470 tile saws.

Part # 155987-MK



LAPIDARY CATALOG

1315 Storm Parkway, Torrance, CA 90501 • Phone: 310-523-5867 800-630-7682 Fax: 310-257-3063 • www.barrancadiamond.com

Distributed By:



Barranca Diamond and MK Diamond Products, Inc.
are manufacturers of quality lapidary equipment
and diamond tools for over 50 years.

**Barranca Diamond is a division
of MK Diamond Products, Inc.,
an American family-owned
company since 1868**



© 2022 Barranca Diamond. Images and specifications are subject
to change without notice. Honda, ABB Baldor, Tool Cool, 3-M,
Loc-Line, Diamond Pacific, Covington and Polytex are registered
trademarks not affiliated with Barranca Diamond Products.
Warranty information available on our website:
www.barrancadiamond.com
Catalog Part # 162541 (05/22) Price \$1